



SPRINGBANK COMMUNITY HIGH SCHOOL

ANNUAL EDUCATION RESULTS REPORT 2008/2009 DISCOVER NEW HEIGHTS

SCHOOL PROFILE

Located on the west side of Calgary with a clear view of the Rocky Mountains, Springbank Community High School stands out as one of the top academic high schools in Alberta with well rounded students prepared to thrive on the global stage. Our dual track school is home to approximately 750 grades 9 to 12 students drawn from Springbank, Bragg Creek and Redwood Meadows. Out of boundary students who meet the criteria for academic excellence are accepted where space permits.

Springbank offers an outstanding academic program with strong second language, fine arts and CTS programs. Coupled with a strong extracurricular program, high expectations, and excellent student support, Springbank is a school where students reach their potential.

SCHOOL FACILITY

Springbank Community High School opened its doors in 1976 and in 1996 an addition and modernization was completed. Since then, six relocatable classrooms have been added.

Located next to Springbank High School is the Park for All Seasons with two arenas, a curling rink, an outdoor rink, football field, baseball and soccer fields.

In 2008/09 our multi purpose room (Room 150) was upgraded thanks

to a generous donation from the Calgary Airport Authority.

QUICK FACTS

Year	06/07	07/08	08/09
Total Students	762	766	752
Grade 9	198	188	171
Grade 10	191	201	190
Grade 11	194	192	196
Grade 12	179	185	195
Teaching Staff	38	37	37
Support Staff	12.8	10.6	11
Avg. Class Size			
Grade 9	24.4	25.6	26.7
Grades 10 – 12	27	26.2	26.6

STUDENT PROGRAMS AND SUCCESSES

Advanced Placement gives students the opportunity to take university level courses and exams while still in high school. Springbank offers AP English Literature and Composition, AP Calculus, AP Studio Art, and AP French Language.

- 33 students earned 4's or 5's on their AP exams in 08/09.

Career and Technology Studies

- **Multi Media** –this program encourages students to use creative thinking and problem solving skills in photography, digital imaging, and audio/visual production.

- Students in **Media Arts** were short-listed for the Calgary Film Festival.

- **Foods** – students in grades 9 – 12 can take modules in food preparation.

Fine Arts- Fine Arts courses in Band, Art and Drama are offered.

- **The Drama Club** staged a production of "Footloose". Students also competed in the Provincial Drama competition and won first place.

Second Languages

- **French Immersion** was introduced in grade 9 in 2006. In 2008/09 the French Immersion program celebrated it's first graduating class from grade 12. All French Immersion students wrote the French Language Advanced Placement exam.

- **French as a Second Language** French 9 through French 30 are offered. In 2008/09 the new French 30 program was offered.

- **Spanish**—Spanish 9, 10, 20, and 30 are offered at Springbank. Over 150 students per year take Spanish.

- **Ninety French and Spanish program** students travelled to France and Spain during Spring Break.

Social Studies.

- 2008-2009 saw the new Grade 11 Social Studies curriculum successfully implemented.

- On the Social Studies 30 Diploma exam one student earned 100%.



The new Social Studies curriculum encourages the use of technology.

Science

- Over the last three years new curriculum was successfully implemented for Biology, Chemistry and Physics.
- On the Physics 30 Diploma exam one student earned 100%.
- At Springbank approximately 50% of students take all three sciences through Grade 12.
- Chemistry teacher, Audrey Chastko, is one of the authors of the text book, "Inquiry into Chemistry".

Mathematics

- Beginning in 2009-2010 new curriculum will be phased in starting with grade 9.
- In 2008-09 eight students earned 100% on the Grade 9 Provincial Achievement math test.
- One student earned 100% on the Math 30 Diploma exam. In AP Calculus 15 students earned 5's.
- Three students won recognition for their high achievement on the Cayley and Pascal Math Competition sponsored by the University of Waterloo.

High Achieving Program

- Honours English—grade 10 and 11 honours English are offered. These courses feed into AP English 35.
- Course Acceleration—students in grades 10 and 11 who have achieved 85% or higher in a pre-requisite course may take up to two courses at the next grade level.
- Gifted students received individualized program planning that includes four year planning for high school, workshop opportunities, and transition planning for post secondary.

Resource Program:

- Individualized programming for Resource and Gifted students is provided within the regular program. Approximately 100 of our students are coded as Gifted.

Grade 9

- Students in grade 9 Language Arts receive 250 hours of instruction (recommended 150) and in Mathematics they receive 250 hours (recommended 100).

ATHLETIC PROGRAMS AND SUCCESSES

Home of the Phoenix, Springbank athletics offers a wide range of athletic and leadership opportunities.

Sports Teams

- Jr. and Sr. Varsity Volleyball, Cross-country, Track & Field, Girls' & Boys' Soccer, Golf, Jr. and Sr. Varsity Basketball, Football, Rugby, and Badminton.
- In **Girls' Golf**, Springbank students won a gold medal at the Provincial level.
- In **Track & Field** 15 students competed at Provincials and four medals were won.
- In **Basketball** The Senior Boys' won a silver medal at Zones and a silver medal at Provincials The Senior Girls' won gold at Zones and went on to win the AAA Provincial Championship.
- In **Volleyball** the Girls' Varsity team won Silver at Zones.
- In **Soccer** our girls' team won gold at Divisionals.

Accountability Pillar Overall Summary (Aug. 29, 2008, Alberta Education)

Goal	Measure Category	Measure Category Evaluation	Measure	School Results			Provincial Results		
				Current Result	Prev. Year Result	Prev 3 Yr Average	Current Result	Prev Year Result	Prev 3 Yr Average
Goal 1: High Quality Learning Opportunities for All	Safe and Caring Schools	Acceptable	Safe and Caring	84.1	84.9	84.6	86.9	85.1	84.6
	Student Learning Opportunities	Good	Program of Studies	72.6	76.8	75.0	80.3	79.4	78.7
			Education Quality	84.5	81.3	82.4	89.3	88.2	87.8
			Drop Out Rate	1.3	1.3	1.5	4.8	5.0	4.9
			High School Completion Rate (3 yr)	88.0	90.8	87.8	70.7	71.0	70.6
Goal 2: Excellence in Learner Outcomes	Student Learning Achievement (Grades K-9)	Excellent	PAT: Acceptable	89.2	91.4	90.4	76.8	75.8	75.6
			PAT: Excellence	34.2	38.9	28.9	19.2	18.3	18.3
	Student Learning Achievement (Grades 10-12)	n/a	Diploma: Acceptable	94.8	94.4	95.0	84.4	85.0	84.5
			Diploma: Excellence	31.4	37.2	37.0	19.1	22.3	20.3
			Diploma Exam Participation Rate (4+ Exams)	81.1	78.1	76.7	53.3	53.6	53.6
	Preparation for Lifelong Learning, World of Work, Citizenship	Good	Rutherford Scholarship Eligibility Rate	84.3	78.5	76.7	57.3	56.8	55.8
			Transition Rate (4 yr)	77.0	73.5	71.8	60.7	60.3	59.1
			Work Preparation	73.3	77.7	77.3	79.6	80.1	78.1
			Citizenship	73.9	73.9	73.4	80.3	77.9	77.1
Goal 3: Highly Responsive and Responsible)	Parental Involvement	Acceptable	Parental Involvement	75.0	79.0	76.2	80.1	78.2	77.9
	Continuous Improvement	Acceptable	School Improvement	75.5	75.1	73.2	79.4	77.0	76.7

- **The Springbank Fitness Centre**, which is fully equipped with cardio equipment, free weights and weight machines, had over 75 members.
- **Sports Medicine** and a **Hockey Canada Skills Academy** are courses offered through the Athletic Department.

STUDENT ACTIVITIES

- **Arts:** Concert & Jazz Band, Art Club, Drama Club.
- **Other:** Yearbook, Grad Committee, Students' Council, Outdoor Club, Debate Team, One Village, Bible Study, and Crossroads, a student issues magazine.
- **Students' Council** sponsored monthly activities including dances and events to build school spirit and offer leadership and citizenship opportunities.

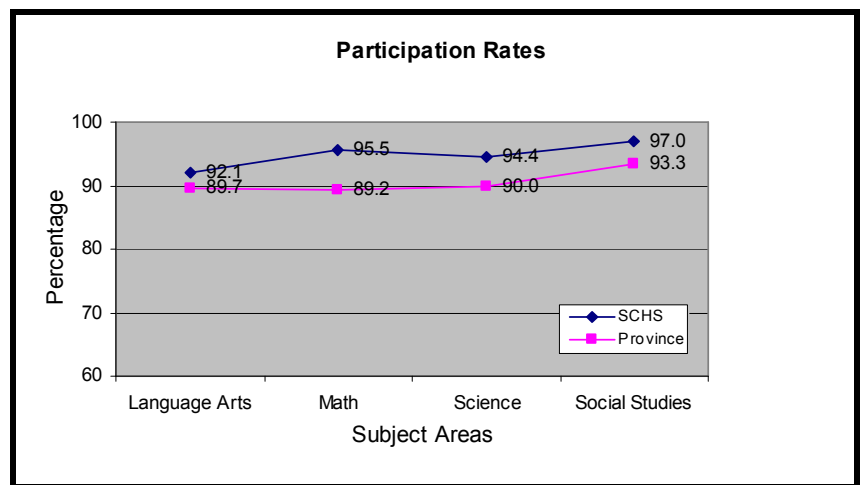
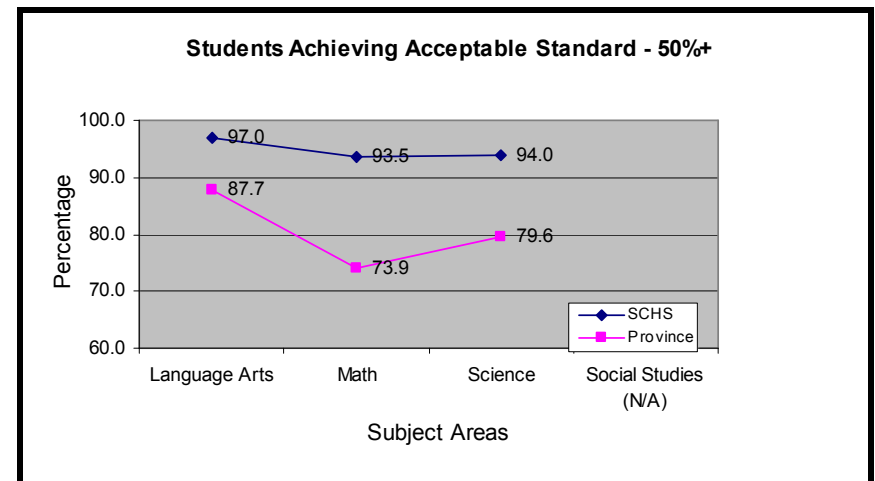
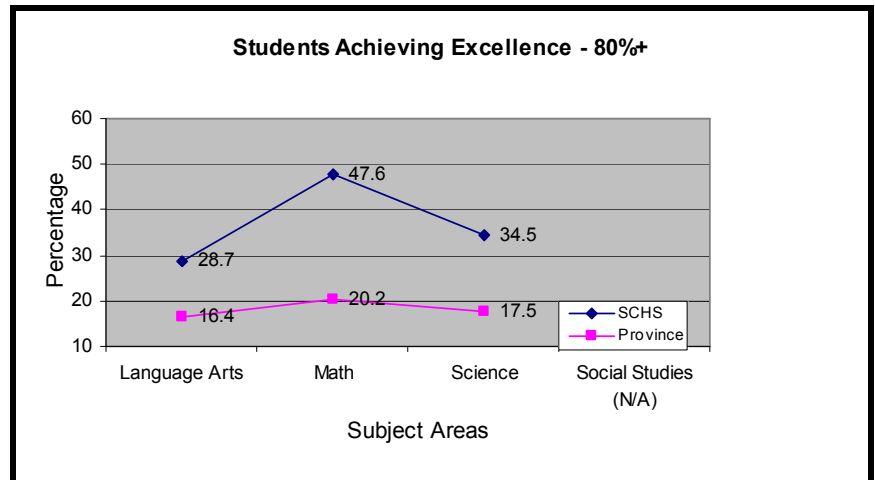


Students in Outdoor Club enjoy wilderness experiences.

21st CENTURY LEARNING – PREPARATION FOR LIFELONG LEARNING

- All classrooms are well equipped with up to date technology and teachers demonstrate high levels of use.
- Our school is wireless.
- All classrooms are equipped with SMART boards.
- Springbank has over 250 computers and students are encouraged to use their personal laptops.
- Use of technology is integrated into all courses.

GRADE NINE PROVINCIAL ACHIEVEMENT RESULTS



ONE VILLAGE

This is our umbrella organization for all social and environmental programs.

- **Me to We** Student representatives from Springbank attended the National conference in Vancouver.
- **Free the Children** sponsored a village in Kenya through the Adopt a Village program.
- **Habitat for Humanity** Students travelled to Ghana to build houses.
- **30 Hour Famine** Under the leadership of students, Springbank participated in a 30 hour famine, raising \$10,000.



Students gaining new experiences in Ghana.

- **School Recycling** All money raised through recycling supports the One Village programs.
- **Fundraising** supported the Mustard Seed, Free the Children, Habitat for Humanity, Right to Play and Bilrany Literacy Water Project. Over \$50,000 was donated to these charities in 08/09.
- **Greening Project** Students designed and constructed an outdoor green space with indigenous plants as a relaxation area for students.
- **Citizenship** awards were presented to Samantha Leriger, Samantha Knight, Janelle Lee, Kalissa Blied, and Shannon Fitzpatrick.

GRADE NINE PROVINCIAL ACHIEVEMENT RESULTS

Definitions:

Standards – 85% of Alberta students are expected to meet the Acceptable Standard (50% or higher), and 15% are expected to meet the Standard of Excellence (80% or higher).

English Language Arts 9

Year	Acceptable		Excellence	
	School	Provincial	School	Provincial
04/05	94.1	89.1	27.6	16.1
05/06	96.0	88.2	26.3	15.5
06/07	95.3	88.2	21.5	16.8
07/08	95.7	87.2	33.5	16.8
08/09	97.0	87.7	28.7	16.4

Mathematics 9

Year	Acceptable		Excellence	
	School	Provincial	School	Provincial
04/05	89.4	77.7	31.7	22.5
05/06	95.0	77.2	35.2	20.0
06/07	91.6	75.3	37.2	20.7
07/08	93.5	73.8	51.1	20.4
08/09	93.5	73.9	47.6	20.2

Science 9

Year	Acceptable		Excellence	
	School	Provincial	School	Provincial
04/05	85.8	76.5	15.3	14.5
05/06	88.8	76.5	18.0	15.1
06/07	90.2	78.4	20.7	16.5
07/08	92.0	77.4	26.2	14.6
08/09	94.0	79.6	34.5	17.5

Social Studies 9

Year	Acceptable		Excellence	
	School	Provincial	School	Provincial
04/05	88.6	81.1	16.5	20.8
05/06	93.8	82.0	31.8	21.3
06/07	90.7	80.7	35.2	21.2
07/08	95.7	80.4	40.4	21.7
08/09	N/A	N/A	N/A	N/A

French Language Arts 9

Year	Acceptable		Excellence	
	School	Provincial	School	Provincial
04/05	N/A	88.4	N/A	14.0
05/06	77.8	86.9	27.8	11.4
06/07	89.5	81.3	5.3	12.9
07/08	87.0	87.2	30.4	12.8
08/09	91.7	85.9	8.3	10.9

Social Studies 9 - French

Year	Acceptable		Excellence	
	School	Provincial	School	Provincial
04/05	N/A	85.6	N/A	15.0
05/06	88.9	85.5	11.1	15.9
06/07	88.9	83.2	11.1	14.5
07/08	90.9	84.0	13.6	14.4
08/09	N/A	N/A	N/A	N/A

EXCELLENCE IN LEARNER OUTCOMES

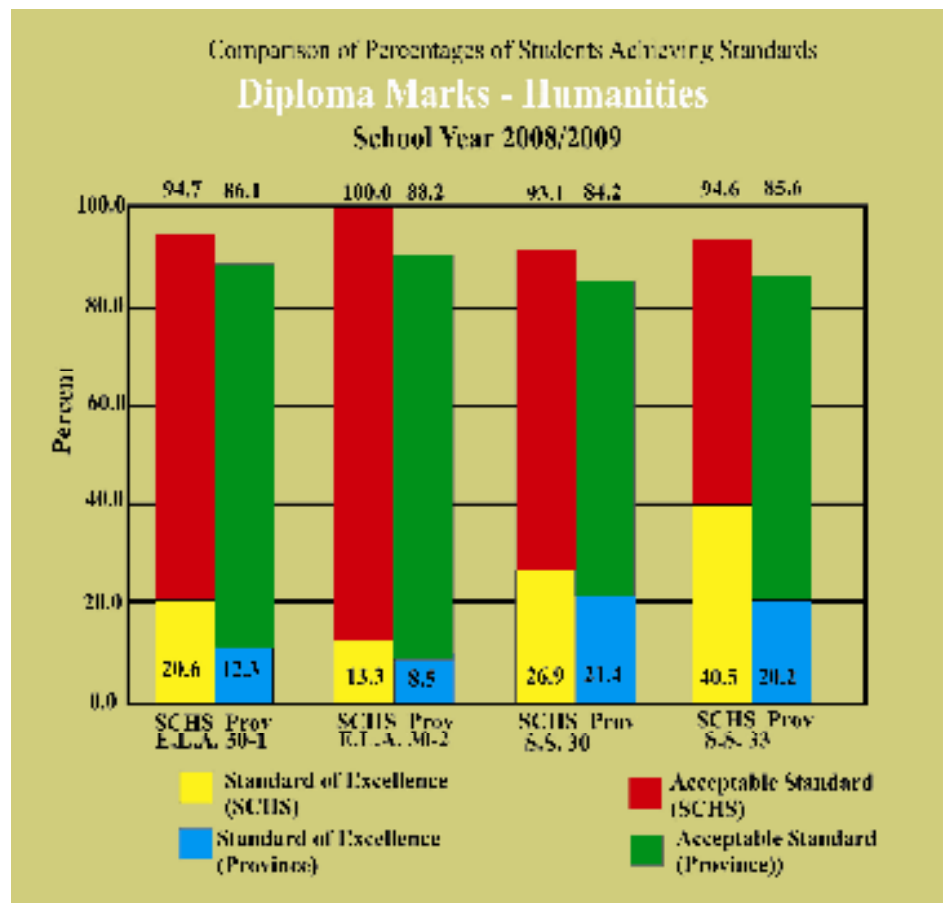
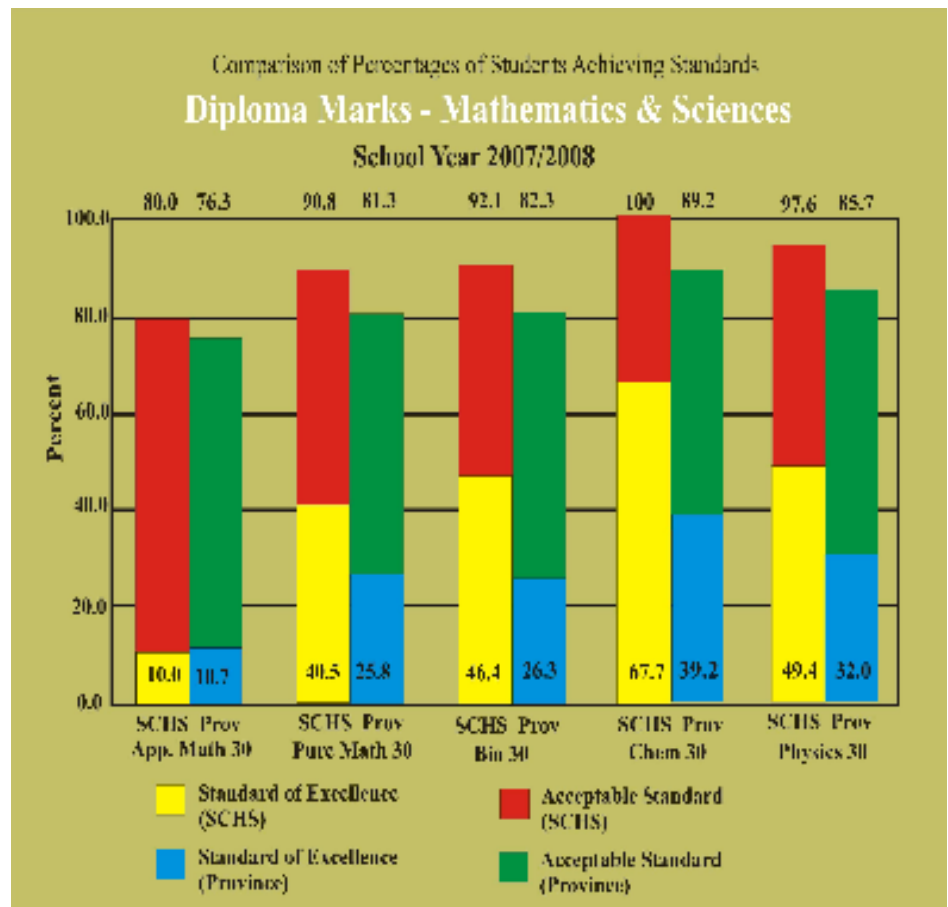
- 89% of Springbank Grade 9 students achieved “Acceptable” in the PAT’s.
- 34% of Springbank Grade 9’s received Excellence on their PAT’s compared to 19% across the province.
- On Diploma exams 31% achieved Excellence compared to 19% across the province.
- 84% of our students were eligible for Rutherford scholarships compared to 57% in the province. 90 Grade 12 students received Alexander Rutherford Scholarships totalling \$205,000.
- 88% of Springbank students complete high school in three years compared to the provincial average of 70.7%
- 311 students earned Honour Roll in 2008/2009 (80% average and higher) which included 84 Grade 9 students, 98 Grade 10 students, 61 Grade 11 students, and 68 Grade 12 students.

52 students earned Honours with Distinction - 90%+ in core subjects.

- Over the past five years Springbank Grads have been accepted to universities including: U of C; U of Vic; U of A; Mount Royal; Queen’s; McGill; UBC, and Yale.

Springbank Community High School was recognized as one the top 10 high schools of 288 in Alberta, by the Fraser Institute

If you have any questions about our school, please call (403) 246-4771. Our web page is <http://plone.rockyview.ab.ca/springhs> Springbank Community High School is one of the thirty-six schools in Rocky View Schools.



Provincial Diploma Examination Results

Definitions:

Standards of Excellence – the number of students receiving a mark of 80% or higher.

Acceptable Standard – the number of students receiving a mark of 50% or higher.

Participation Rate – first time Grade 12 completion.

Tests of Significance: + significantly above standard expected %; = not significantly different from standards expected %
- significantly below standard expected %.

Academic Performance*	2004	2005	2006	2007	2008
Average exam mark	75.0	71.8	75	77.3	72.5
% of exams failed	4.9	8.3	4.2	3.1	5.5
School vs exam mark difference	2.0	4.2	3.2	2.2	2.4
Courses taken per student	4.6	4.6	4.6	4.4	4.6
Diploma completion rate	85.9	90.1	93.5	92.1	90.1
Fraser Institute Report* Card on Alberta, 2009 Edition					

	04/05		05/06		06/07		07/08		08/09	
	SCH	PROV	SCH	PROV	SCH	PROV	SCH	PROV	SCH	PROV
Biology 30										
Excellence	39.0+	26.6+	52.7+	26.4+	46.1+	27.4+	46.4+	26.3+	46.6+	26.6+
Acceptable	88.6=	81.9-	94.5+	81.4-	97.1+	83.5	92.1+	82.3+	95.7+	83.0+
Participation	62.4	43.3	62.5	43.6	59.2	43.9	71.1	43.3	65.9	44.3
Chemistry 30										
Excellence	50.0+	33.4+	73.7+	37.1+	65.9+	37.9+	67.7+	39.2+	51.1+	27.7+
Acceptable	97.6+	88.1+	99.0+	88.4+	100+	89.3+	100.0+	89.2+	96.7+	76.3+
Participation	52.9	38.5	56.9	39.1	51.1	38.4	52.4	38.4	46.7	33.3
Physics 30										
Excellence	31.7+	27.8+	58.0+	30.0+	65.8+	29.3+	49.4+	32.0+	37.1+	23.1+
Acceptable	91.5=	84.2-	95.5+	84.4+	98.7+	86.1+	97.6+	85.7+	96.6+	79.3+
Participation	53.5	24.0	50.0	24.3	45.4	24.0	48.8	22.8	46.7	19.8
English 30-1										
Excellence	22.8+	17.8+	27.5+	19.3+	38.5+	19.0+	17.6=	15.5+	20.6=	12.3+
Acceptable	93.1+	89.1+	95.4+	88.0+	97.3+	87.7+	94.3+	87.1+	94.7+	86.1+
Participation	90.4	59.4	85.6	59.8	86.8+	59.8	94.6	58.9	89.0	59.8
English 30-2										
Excellence	16.7=	10.1-	11.1=	8.1-	31.6=	9.7-	30.8=	8.8-	13.3=	8.5-
Acceptable	88.9=	89.4+	100.0+	86.1+	89.5=	88.7+	92.3=	88.9+	100.0=	88.2+
Participation	8.3	26.1	12.5	26.0	10.9	26.1	3.0	26.8	9.3	27.4
Math 30 Pure										
Excellence	36.6+	25.6+	45.7+	26.5+	49.6+	24.6+	40.5+	25.8+	42.7+	26.3+
Acceptable	83.6=	80.6-	96.3+	82.8-	93.8+	81.1-	90.8+	81.3-	94.9+	82.1
Participation	75.2	45.6	75.0	46.3	77.0	46.3	80.1	45.8	76.4	45.8
Math 30 Applied										
Excellence	16.0	21.8+	17.2=	11.8-	11.5=	12.1-	10.0=	10.7-	7.1=	13.5-
Acceptable	96.0	87.6+	96.6=	77.5-	92.3=	77.6-	80.0=	76.3-	96.4=	79.4-
Participation	16.6	22.0	17.5	21.6	13.2	21.6	12.0	21.3	14.8	22.0
Social Studies 30										
Excellence	31.0+	24.3+	35.6+	23.9+	46.2+	24.6+	25.9+	21.5+	26.9+	21.4+
Acceptable	93.8+	85.2=	95.2=	85.5+	98.5+	86.1+	96.4+	84.7=	93.1+	84.2=
Participation	79.6	53.7	81.3	54.0	77.0	54.0	78.3	51.7	81.9	53.2
Social Studies 33										
Excellence	31.6+	17.6+	25.6=	19.0+	45.9+	19.6+	27.8+	18.9+	40.5+	20.2+
Acceptable	97.4+	85.1=	94.9=	83.5-	94.6=	84.8=	97.2=	85.3=	94.6=	85.6=
Participation	20.4	32.3	18.8	31.9	20.1	32.2	17.5	32.2	18.7	34.1